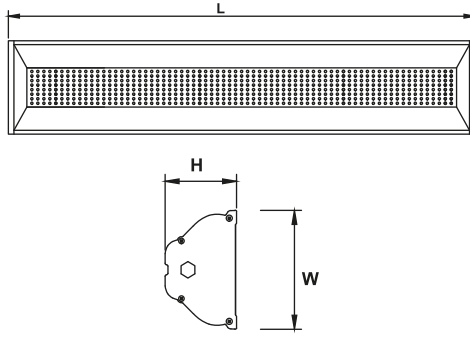




### Teknik Çizim / Technical Drawing



### Kullanım Alanları / Areas Of Usage

- Fabrika / Factory
- Endüstriyel Tesisler  
Industrial Facilities
- Depo Alanları / Storage Areas
- Raf Alanları / Shelf Areas

### Ek Özellikler / Additional Features

- DALI Uyumu / DALI Compliance
- Dim Edilebilir 1-10 V  
Can Be Dimmed 1-10 V
- Acil Aydınlatma Kiti (1 saat süreli)  
Emergency Lighting Kit (for 1 hour)
- Ral Seçenekleri / Ral Options

■ RAL 9006 ■ RAL 9010 ■ RAL 9016

## TEKNİK ÖZELLİKLER / TECHNICAL FEATURES



### Gövde / Body

Elektrostatik Toz Boyalı Alüminyum Ekstrüzyon Gövde  
Electrostatic Powder Coated Aluminum Extrusion Body

### Difüzör / Diffuser

4 mm Yüksek Geçirgenlikli Temperli Cam  
4 mm High Transmission Tempered Glass

### Optik / Optic

Yüksek Verimli Simetrik Blok Lens  
High-Efficiency Symmetric Block Lens

### Işık Kaynağı / Light Source

Mid Power Led

### Giriş Gerilimi / Input Voltage

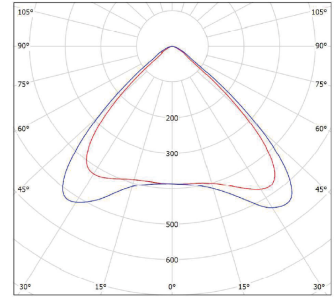
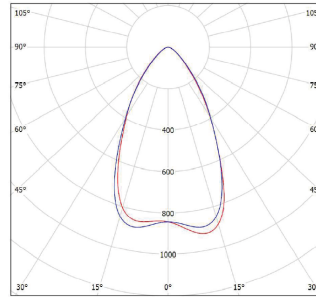
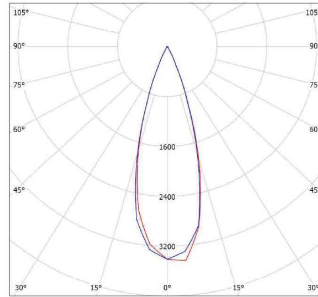
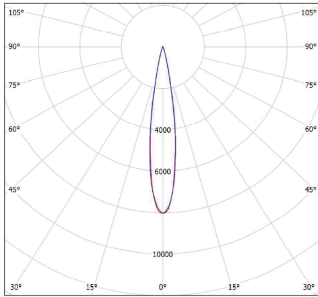
220-240 VAC 50-60HZ

### CRI

≥70

IP Sınıfı IP Class	Gövde Renk Kodu Ral Code	Garanti Süresi Warranty Time	Çalışma Sıcaklığı Operating Temp.	Sürücü Parafudr Surge Protection	LED Ömür LED Lifetime
IP 65	7042	5 Yıl / 5 Years	-25 °C ~ +40 °C	1 kV faz-faz 10 kV faz-toprak 1 kV line-line 10 kV line-earth	60.000 Saat 60.000 Hour

### Fotometrik Veri / Photometric Data



Ürün Kodu Model No	Ürün İsmi Product Name	Güç Tük. Pow. Cons. (W)	Işık Akışı Lum.s Flux (Lumen)	Renk Sıcak. Color Temp. (Kelvin)	Ölçüler Dimension (W x L x H) mm	Ağırlık Weight (kg)
BLD.230.03565	Regor 35 cm	35	5.014	6.500	175*360*110	2.65
BLD.230.03540	Regor 35 cm	35	5.264	4.000	175*360*110	2.65
BLD.230.06565	Regor 65 cm	65	10.216	6.500	175*660*110	5.25
BLD.230.06540	Regor 65 cm	65	10.726	4.000	175*660*110	5.25
BLD.230.11565	Regor 85 cm	115	16.847	6.500	175*860*110	5.85
BLD.230.11540	Regor 85 cm	115	17.689	4.000	175*860*110	5.85
BLD.230.13565	Regor 125 cm	135	20.150	6.500	175*1260*110	8.40
BLD.230.13540	Regor 125 cm	135	21.157	4.000	175*1260*110	8.40
BLD.230.15065	Regor 125 cm	150	21.534	6.500	175*1260*110	8.50
BLD.230.15040	Regor 125 cm	150	21.750	4.000	175*1260*110	8.50
BLD.230.18065	Regor 125 cm	180	25.200	6.500	175*1260*110	8.50
BLD.230.18040	Regor 125 cm	180	24.950	4.000	175*1260*110	8.50
BLD.230.20065	Regor 125 cm	200	26.732	6.500	175*1260*110	8.50
BLD.230.20040	Regor 125 cm	200	27.000	4.000	175*1260*110	8.50